

Options

red-y industrial series

Connection cables, converters and plugs:


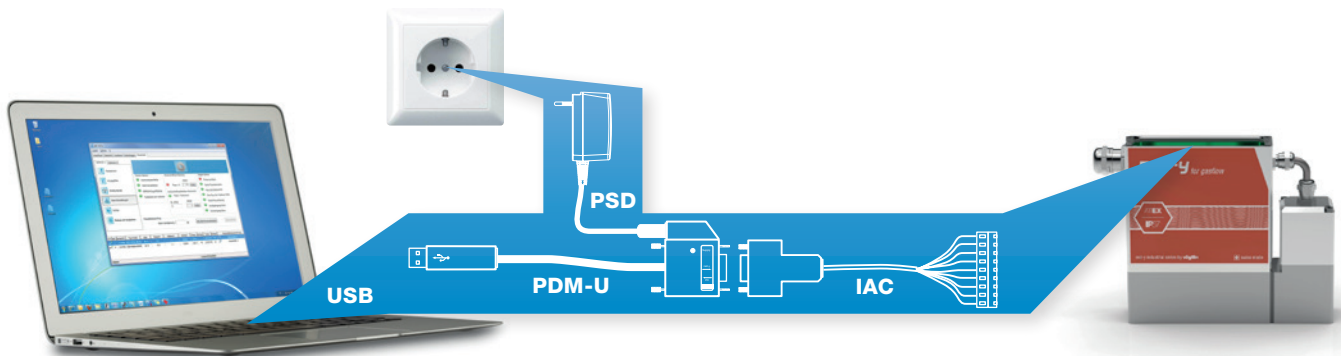
I. IAC Service and Communication Cable

For support or new configuration – cable is connected on open device

The standard PDM-U cable can be used together with the **IAC industrial adapter cable** as a service and communication cable for connecting a *red-y industrial* device to a PC. In the process, the *get red-y** software serves as a communication tool.

The basic functions of the *get red-y* software are available. Thus, for example valve parameters can be adjusted, flow characteristics viewed; in short the installation can be optimized and attended.

The IAC cable plugs into the green terminals in the interior of the *red-y industrial*. On the other end is a sub-D 9-pin connector, which is connected to our PDM-U cable. In this way the customer can communicate with the *get red-y* software with an open device.



Note: Since the **housing is open** for operation, this type of communication **cannot** be used under IP67/Ex conditions. The IAC cable is not approved for ATEX or IP67 and is **not designed for permanent use**.

The service and communications cable is available as a service kit in two versions:

Service Kit Standard

Art. N° 328-2156-S

For GIM/GIC 1/4" & 1/2" until type 4.5

Scope of delivery:

- IAC industrial adapter cable
- PDM-U communication cable
- PSD power supply small (plug-type power supply)**

Service Kit Large

Art. N° 328-2156-L

For GIC 1/2" type 8.0 (double valve)

Scope of delivery:

- IAC industrial adapter cable
- PDM-U communication cable
- PSD power supply large (desktop power supply)**

The service and communications cable can also be purchased separately:

IAC industrial adapter cable Service and communication cable separate

Art. N° 328-2177

*The *get red-y* software is supplied with each delivery or can be downloaded free of charge on our website

**When ordering please specify plug version: EURO, US, GB, AU/NZ or CN

For more information about power supplies see PSD data sheet:

https://www.voegtlin.com/data/329-3010_ml_cablePSD.pdf





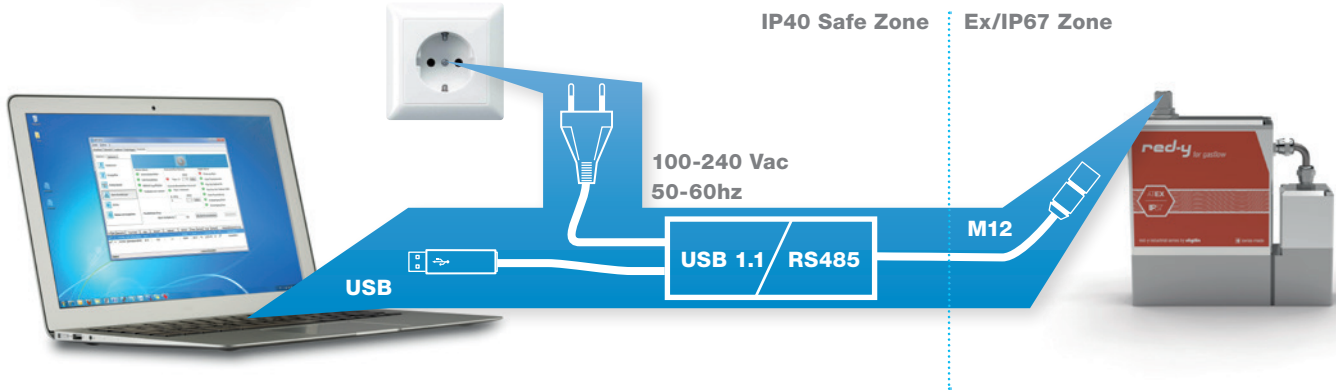
II. USB Communication Module/Modbus RTU via M12 Plug

For PC-connection and operation with *get red-y software** via M12 plug socket

The communication module has a USB1.1/RS485 converter in a housing. The 8-pin M12 terminal also has a 24Vdc/1A power supply.

Thus the thermal mass flow meter and controller of the *red-y industrial series* can be connected directly to a PC.

Note: The communication module is not approved for ATEX or IP67. IP67 protection is only guaranteed for the M12 plug connection on the *red-y industrial* device.



Service Kit M12

Art. N° 328-2156-M12

For all devices with M12 plug option

Scope of delivery:

- Communication module with connected 8-pin cable with M12 round socket on cable end
- USB cable
- 100-240 Vac/50-60hz power cord**

For other communications options (e.g. RS-232, Ethernet) please contact the manufacturer.

III. Plugs for M12 Plug Connection

We also offer the following 2 plugs for digital and analog communication via optional M12 plug connection ex warehouse:



8pin plug without cable

Reference Binder: 99 04 86 12 08

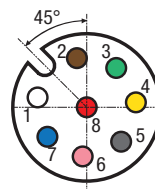
Art. N° 328-2178

8pin plug with cable shielded 5m

Reference Binder 79 35 80 35 08

Art. N° 328-2179

Pin	Assignment	Wire color
1	RS485 (B+)	white
2	Output +	brown
3	Setpoint +	green
4	0 Vdc (Supply)	yellow
5	not connected	grey
6	RS485 (A-)	pink
7	24 Vdc (Supply)	blue
8	Signal common	red



*The *get red-y software* is supplied with each delivery or can be downloaded free of charge on our website

**When ordering please specify plug version: EURO, US, GB or AU/NZ



Approvals/Conformities

Test Certificates – EN 10204

Confirmation by the manufacturer that the technical terms of delivery and standards for the supplied products have been met.

According to EN 10204 Vögtlin Instruments GmbH issues the following test certificates:

2.1 Certificate of Compliance with the Order	Art. N° 328-6201
2.2 Test report	Art. N° 328-6203
3.1 Acceptance Test Certificate	Art. N° 328-6205*

FDA Statement (Food & Drug Administration)

FDA approval for EPDM sealing materials:

FDA Approval	Art. N° 328-6204**
---------------------	--------------------

*This certificate must be requested when placing the order. It is not possible to request an acceptance test certificate 3.1 retroactively

**Devices with 4.5 and 8 valve types are exempted until further notice

